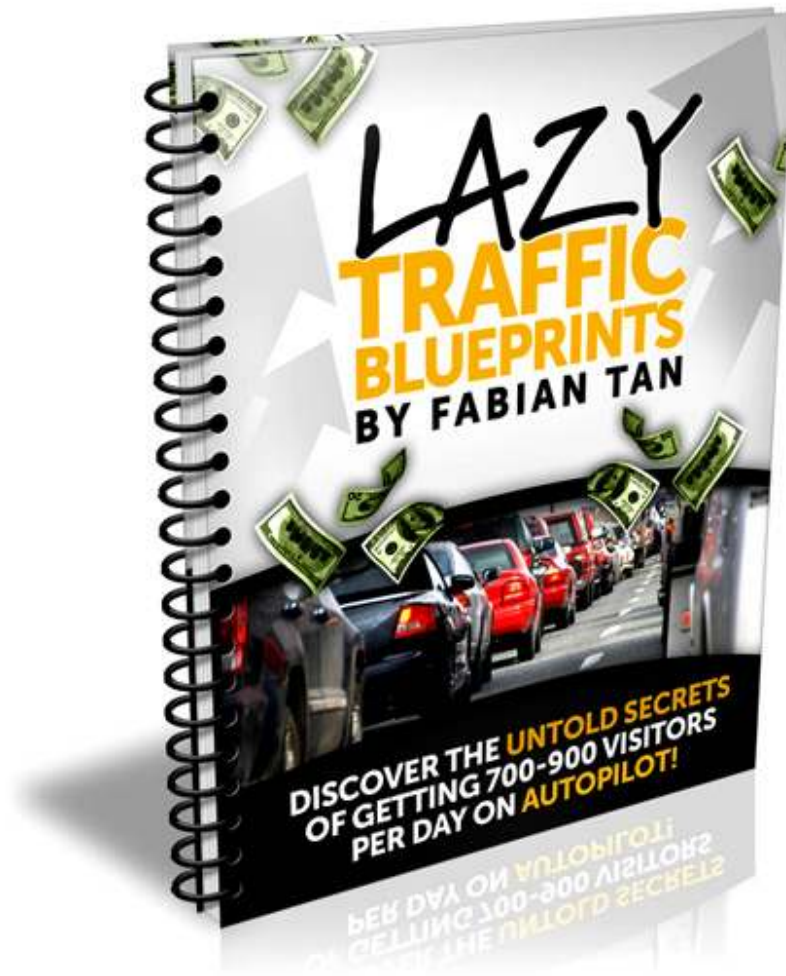


"Lazy Traffic Blueprints!"

---

# "Lazy Traffic Blueprints!"



**By: Fabian Tan**

© Fabian Tan, All Rights Reserved Worldwide.

**Important: You've Got FREE Giveaway  
Rights Worth \$27!**

This is a complimentary resource. You may distribute this digital report as a free gift, post it on your website or include it as part of a package as long as the content in it is not changed and it is delivered via this PDF file.

**Disclaimer And/Or Legal Notices:**

While all attempts have been made to verify information provided in this publication, neither the Author nor the Publisher assumes any responsibility for errors, omissions, or contrary interpretation of the subject matter herein. They disclaim any warranties (express or implied), merchantability or fitness for any purpose.

This publication is not intended for use as a source of legal or accounting advice. The Publisher wants to stress that the information contained herein may be subject to varying state and/or local laws or regulations. All users are advised to retain competent counsel to determine what state and/or local laws or regulations may apply to the user's particular business.

The Purchaser or Reader of this publication assumes responsibility for the use of these materials and information. The Author and Publisher do not warrant the performance or effectiveness of any sites stated in this book. All links are for informational and educational purposes only and are not warranted for content, accuracy or any other implied or explicit purpose. Adherence to all applicable laws and regulations, federal, state, and local, governing professional licensing, business practices, advertising, and all other aspects of doing business in the United States or any other jurisdiction is the sole responsibility of the Purchaser or Reader.

The Author and Publisher assume no responsibility or liability whatsoever on the behalf of any Purchaser or Reader of these materials.

Any perceived slights of specific people or organizations are unintentional.

Reproduction and distribution are forbidden. No part of this publication shall be reproduced, stored in a retrieval system, or transmitted by any other means, electronic, mechanical, photocopying, recording, or otherwise, without written permission from the Publisher.

## **Blueprint #1: A Simple Technique To Get A Rush Of Visitors For Free Every Day From Blog Comments!**

One fast and easy way to get free traffic is through **blog commenting**. Spending a few minutes a day commenting on high-traffic blogs can drive dozens of visitors to your site every day. Commenting on blogs can be fun, and it's a great way to drive traffic for your business!

When talking about commenting on blogs, I don't condone spamming them with one-liners or promotional messages. I am talking about posting quality content and information that will benefit others. This is the correct way to get targeted traffic to your blog.

The most important thing to remember is that people are reading your posts. These days, many blogs also have comment moderation enabled. Which means your comment won't be approved until the owner approves it. So if your comment is spammy, it won't appear! You'd definitely want to post good content to make the most of your efforts.

Now, the first step to the blog traffic generation method is to find blogs that receive good traffic in your niche:

### **1. Search Engines**

Ideally you'll want to comment on blogs that receive a lot of traffic as well as have good search engine rankings. I recommend doing a search like this "your niche + blog" on Google and scout those blogs in the top 20 listings. If they appear suited to your niche market, start making a note of them.

For instance, here are some of the results I turned up when I typed in "weight loss + blog" on Google:

## "Lazy Traffic Blueprints!"

The screenshot shows a Google search interface. The search bar contains the text "weight loss + blog". To the right of the search bar is a "Search" button and a link to "Advanced Search Preferences". Below the search bar, there are radio buttons for "the web" (selected) and "pages from Singapore". The search results are displayed under the heading "Web" with a link to "Show options...". The results list shows "Results 1 - 10 of about 39". The first five results are:

- Fatty Weight Loss Blog**  
Stressed!!...But Staying On Track With My **Weight Loss**. This **blog** is like a dairy to me. I realize there are many that read it but since I don't have personal ...  
[Weight Loss Calculators](#) - [Eating healthy](#) - [Diet](#) - [Exercise](#)  
[www.fattyweightloss.com/](http://www.fattyweightloss.com/) - [Cached](#) - [Similar](#)
- Former Fat Guy - Weight Loss Blog**  
The **weight loss blog** by Former Fat Guy Rob Cooper. This **weight loss blog** is the story of a man who lost 300 pounds and is now leading a very active ...  
[www.formerfatguy.com/weblog/blogger.asp](http://www.formerfatguy.com/weblog/blogger.asp) - [Cached](#) - [Similar](#)
- Fat Man Unleashed - Weight Loss Blog and Support Community**  
A healthy personal **weight loss blog**, diet, and fitness support community with diet plans, reviews, workouts and exercise advice that will assist any ...  
[www.fatmanunleashed.com/](http://www.fatmanunleashed.com/) - [Cached](#) - [Similar](#)
- Natural Weight Loss Blog: The Token Fat Girl**  
I am aware that the internet world is becoming privy to the money making abilities of a **weight loss blog** and a lot of these **weight loss bloggers** are ...  
[www.myallnaturalweightloss.com/](http://www.myallnaturalweightloss.com/) - [Cached](#) - [Similar](#)
- 50 Weight Loss Tips | Chris Pirillo**  
My brother's **weight loss blog** \* Soon-to-be-sister-in-law's **blog** \* Check out this couple's before/after pics (this is NOT my brother & his fiancee! ...  
[chris.pirillo.com/50-weight-loss-tips/](http://chris.pirillo.com/50-weight-loss-tips/) - [Similar](#)

If you're in the weight loss niche, some of these blogs may be good places to post comments.

## 2. Blog Finder Tools

Another great way to find blogs to post on is to use blog finder tools. These tools typically search using keyword values to find related blogs.

Here are a few of these tools:

<http://technorati.com/blogs/directory/>

<http://www.fastblogfinder.com/>

<http://www.softpedia.com/get/Internet/Search-engine-tools-submitting/Total-Blog-Finder-Tool.shtml>

Let's say I want to promote my golf product in a subtle way. A search on Technorati for 'golf' brought up these results:

<http://technorati.com/search/golf?media=blogs>

## "Lazy Traffic Blueprints!"

---

While not all of them are entirely relevant, there's certainly a few blogs there that I can comment on to receive targeted traffic to my golf product.

Another great idea is to contact these blogs to do joint venture affiliate deals or place banner ads on their site.

### **How To Start Getting Traffic From Blog Commenting!**

First, you'll need to download an RSS reader. These will allow you to add RSS feeds from the blogs on your shortlist so you can receive updates from them.

The RSS feeder I use is BlogLines at <http://www.bloglines.com>. It's free to download. Another one is Google Reader at <http://www.google.com/reader>

Now you'll want to add the RSS feeds from the list of blogs you have compiled. Visit all the blogs and add their RSS feed to your blog reader. You'll be notified by your RSS reader whenever a new post is uploaded to those blogs.

The reason you'll want to do this is so that you'll get first notice of when a new blog post is made, so you can quickly post a comment there. This ensures you'll be one of the first few to post comments, and those are the ones that usually grab the most eyeballs and get the most traffic.

Now the important thing that I touched on earlier is that you must offer value to your blog comments! You can't just post 'Great blog, nice design' and expect to receive a ton of traffic. So be sure to add something valuable to your comment. Position yourself as an authority in your market by engaging in the conversation of the blog post.

If you're not sure about how to use an RSS reader to syndicate blog posts, let me walk you through how to do it:

1. Register your name and enter a password of your choice at the Bloglines home page –

## "Lazy Traffic Blueprints!"

### Your Paperboy Just Got Smarter IT'S THE SAME INTERNET MINUS THE CLUTTER.



2. You'll then receive an email verification message to confirm your account. Click on the link in that email verification message.

3. Download their Notifier by going to the link as shown below.



Choose the download version that is relevant to your PC (whether it's Window, Mac etc)

## "Lazy Traffic Blueprints!"

---

4. Now, start finding blogs and adding their RSS feeds to your reader. Usually, blogs that have an RSS feed will have an Orange icon on their home page. The icon will typically look something like this:



Click on it and you'll end up on page that looks like this once your reader is installed:

**Options**

<b>Folder</b>	TopLevel <input type="button" value="v"/>
<b>Updated Items</b>	<input checked="" type="radio"/> Display As New <input type="radio"/> Ignore
<b>Display Preferences</b>	<input checked="" type="radio"/> Default <input type="radio"/> Complete Entries <input type="radio"/> Summaries if Available <input type="radio"/> Titles
<b>Monitored By Bloglines Notifier</b>	<input checked="" type="checkbox"/> <input type="checkbox"/>
<b>Displayed in Mobile</b>	<input checked="" type="checkbox"/> <input type="checkbox"/>
<b>Access</b>	<input checked="" type="radio"/> Public <input type="radio"/> Private
<small>Private subscriptions don't show up in blogrolls and you will not be remain available to the public via Bloglines and Ask.com Blog &amp; Fe require http authentication. In both cases, the feed and its posts w</small>	
<b>Notes</b>	<div style="border: 1px solid #ccc; height: 60px;"></div>
<input type="button" value="Subscribe"/>	

Leave the options as is, hit the 'Subscribe' button and you're ready to go!

## Blueprint #2: How To Rake In Tons Of Google Search Engine Traffic!

You may or may not have heard of this **Google traffic system**. Either way, if you're not using it yet, you're missing out on **tons of highly-targeted traffic**. Here is how to get started:

**Step 1** - Do a search on Google for some of the main keywords in your market.

**Step 2** - Make a list of all the top 20 sites for each keyword.



**Step 3** - Look for blogs or websites that sell advertising space such as banner ads or AdSense ads.


**Step 4** – Buy an **Adwords Placement Targeting ad spot** on the blog/website to get your ad amongst the AdSense ads. **Placement Targeting, unlike normal search Adwords, allows you to place ads on specific sites.** Bid high to have your ad occupy the whole AdSense block, get the high CTR (click through rate), then lower your bid after one or two weeks. You can also buy a banner ad on the site if they sell it or you can ask them if they would sell a banner ad spot to you.

Example: I did a Google search on 'home business' and found a site called <http://www.homebusinessmag.com> that sells banner ad spots.

## "Lazy Traffic Blueprints!"

---

   [Advanced Search](#)  
Search:  the web

Web  [Show options...](#) Results 1 - 10 of ab

Related searches: [data entry home business](#) [christian home business](#)

### [Home Business - Home Based Business - Work From Home - MLM - Work ...](#)

Our **business** magazine offers **home business** information on work from **home** and work at **home** and articles ranging from telecommuting and **home** office furniture ...

[Businesses](#) - [Online Advertising](#) - [Print Magazine Advertising](#)

[www.homebusinessmag.com/](http://www.homebusinessmag.com/) - [Cached](#) - [Similar](#)

### [Home Based Business, At Home Business Opportunities - Entrepreneur.com](#)

**Home Based Business, At Home Business Opportunities** - Entrepreneur.com Opportunities and advice.

[www.entrepreneur.com/homebasedbiz/index.html](http://www.entrepreneur.com/homebasedbiz/index.html) - [Cached](#) - [Similar](#)

### [Work from Home - Home Business - Work at Home Jobs - Home Based ...](#)

Whether you want to work from **home**, are thinking about starting a **home** based **business** or already work at **home**, this site has what you need, exposes get rich ...

[homebusiness.about.com/](http://homebusiness.about.com/) - [Cached](#) - [Similar](#)

### [Home Based Business Opportunity](#)

Best real online **home** based **business** opportunity listings. Free **home business** ideas. Everything you need for success in your **home** based **business**.

[www.bestrealincome.com/](http://www.bestrealincome.com/) - [Cached](#) - [Similar](#)

To set up Adwords Placement Targeting, go to Settings in your Adwords account, scroll down the page and you'll see this option to choose how to advertise your offer:

## "Lazy Traffic Blueprints!"

### Networks, devices, and extensions

Networks and devices ?

All available sites and devices (Recommended for new advertisers)

Let me choose...

Search  Google search  
Unavailable because this campaign uses CPM bidding.

Search partners (requires Google search)  
Unavailable because this campaign uses CPM bidding.


Content  Content network

Relevant pages across the entire network

Relevant pages only on the placements I manage

Devices ?  Desktop and laptop computers

iPhones and other mobile devices with full Internet browsers

 Your ads won't show on Google search or search partners. You can choose placements on the Networks tab. [Learn more](#)

Choose Content Network and choose "Relevant pages only on the placements I manage". This allows you to target SPECIFIC sites to advertise on!

Learn more about Placement Targeting at Google's official site or look deeper into it at:

<https://adwords.google.com/support/aw/bin/answer.py?hl=en&answer=107914>

More ways to get traffic by leeching off sites on Google:

- Consider being a guest author to get your own articles on the blog/website and get traffic. **This is a GREAT way to leech traffic and gain credibility in your niche!**
- Subscribe to the RSS feed using Google Reader and Bloglines if it is a blog and post a comment whenever a new post is made.
- 'List swap' with the list of the owner (eg if you have a list of 1000 subscribers, ask the website owner if they would like to do a cross-promotion – you send their offer to 1000 subscribers and they send YOUR offer to 1000 subscribers)
- Exchange banner ad spots on each other's home page, Thank You page or Download page.

## "Lazy Traffic Blueprints!"

---

- Link exchange to build backlinks to increase your Google Page Rank for higher search engine positioning.

- Article commenting. If it is a high-trafficked article on an article directory, put in a short comment to get your website link in there.


- Interview the website owner as part of your audio or video product and then invite your new joint venture partner to promote your product when it's finished.

**Step 5** - Expand this system into long-tail keywords (keywords consisting of three/four words or more) and other search engines like Yahoo and MSN.

**Step 6** - Study the backlink structure of the top sites and create a blog/website for each keyword to enter and break into the top 20. Do a search on Yahoo or Google like this – link:urlhere.com to see what sites are linking to it and contributing to the high search engine positioning of the site.

## Blueprint #3: Using High Leverage Article Marketing For Maximum Traffic!

With High Leverage Article Marketing, I'm not just talking about the usual step of submitting articles to article directories. Oh no! That still works very well. What I'm referring to is submitting your articles to popular **authority sites** in your market. For example, if you're in the Internet marketing niche, popular sites like Entrepreneur, About, Associate Programs and even popular blogs like Site Fling are possible places to submit articles.



The screenshot shows the homepage of AssociatePrograms.com. The header features the site name and a navigation menu with links for Home, Articles, Affiliate Programs Directory, Knowledge Base, Newsletter, and Affiliate Market. A search bar is located below the navigation. The main content area is divided into two columns. The left column contains a list of article categories: Beginners, Intermediate, Advanced, Affiliate resources, and Product reviews. The right column features a large red banner for a newsletter sign-up, titled "Join the AP Newsletter and get a fantastic FREE Bonus!". The banner includes a "STOP" sign graphic and the text "Need more traffic?". Below the sign-up form, there is a guarantee statement and a link to testimonials.

AssociatePrograms.com is one of the better places to submit QUALITY articles for the Internet marketing niche.

### Why High Leverage Article Marketing?

There are a couple of great reasons why this strategy is more powerful than the 'traditional' article marketing strategy of submitting to article directories. Here are a few:

1. Submitting your articles at these places means you'll have less competition and you'll receive more traffic without having to compete with thousands of other articles.

## "Lazy Traffic Blueprints!"

---

2. You'll gain more credibility as an author because only a select few submit their articles to authority sites other than article directories.
3. More joint venture opportunities. When potential partners see that your article has been submitted to a true authority site that is not an article directory, they are more likely to want to do business with you.
4. You'll ultimately expand your reach on the Internet and get more traffic, leads and sales!

Alright, let's get into the specifics of this powerful, traffic-getting strategy now!

### **4 Simple Steps To Put The High Leverage Article Marketing Method To Work For You**

#### **Step 1: Write A Few High-Quality Articles**

It is very important that you write up some quality articles first. Authority sites scrutinize articles a little more than article directories do. But hey, that's a good thing. It means they care about the reputation of their sites with the search engines and their readers. Plus, you may even gain raving fans if you have a super-quality article that is put out in front of a large audience of targeted people.

#### **Step 2: Find Authority Niche Sites**

Look for authority sites in your market to submit to. Doing this is easy: do a search for a few main keywords in your market on Google and pick out sites that are accepting articles, guest writers or guest bloggers. Just look for a link like 'Submit Articles'. If they don't have something like this but you notice that they do publish guest articles, then find their contact information and email them.

For instance, here is a list of authority sites in the Internet marketing niche:

<http://www.associateprograms.com>

<http://www.evancarmichael.com>

<http://www.site-reference.com>

<http://www.sitefling.com>

<http://www.netprofitstoday.com>

## "Lazy Traffic Blueprints!"

---

### **Step 3: Submit Your Article**

This step is pretty straightforward. Submit your article using the form or email it to them. Typically, articles need to be longer than 500 words as these authority sites are more careful about the quality and length of their content. But the additional work on your articles will definitely be worth it!

### **Step 4: Repeat!**

Repeat the process by submitting your articles to different niche authority sites.

## **Blueprint #4: How To Get 100's Of Fresh Visitors Every Day From Banner Ads**

What's one of the 'original' forms of getting web traffic online? It's banner ads. It's less effective nowadays than in the heady days when the Internet was young, but it's still definitely worth a go at getting super targeted traffic to your website.

Here is the system for getting 100's of fresh visitors every day from banner ads:

### **Step 1: Perfect Your Sales Funnel**

Before you get anything started with actually advertising on sites with your banners, be sure to perfect your sales funnel first. Your funnel is basically your entire sales process including your sales page or landing page, up-sells, down-sells, your email marketing follow-ups and so on. Make sure everything is in place and already converting well (if possible, test with your other traffic sources first).

### **Step 2: Use An Ad Marketplace**

Use an ad marketplace like AdBrite, Buy Sell Ads, or Blog Ads. These services make it very easy for you to scope out websites that are accepting ads. You can also search by keyword or category that will allow you to target your advertising to the right audience.

<http://www.adbrite.com>

<http://www.buysellads.com>

<http://www.blogads.com>

## "Lazy Traffic Blueprints!"

---

The most productive site for me has been Ad Brite:

AdBrite THE INTERNET'S AD MARKETPLACE

For advertisers For publishers Site directory How AdBrite works

Now serving:  
**275 million impressions a day on 118,409 sites**

**Advertisers**  
Reach Your Target Audience

- Fully transparent - See and manage all the sites that displayed your ads
- Target by **DMA** and **countries**
- Target by **gender** and **age**
- Target by **keywords**, **channels**, and **categories**

Get Started >

**Website Owners**  
Find out how we can help you generate more revenue from your ad space.

- Customize ads to match your site
- Approve** and **reject ads** for your site
- Works alongside other ad programs
- Supports:** [Text ads](#) [Banners](#) [Full page ads](#)  
[Inline ads](#) [BritePic](#)

Create an account >

### Step 3: Test Sources And Ads

Be sure to advertise at different places and find out which is the source or website that is converting the best for you. Stick with the sites that are giving you the best value for your money. Also test your banner ad style and copy too.

### Step 4: Negotiate Deals Directly

Once you are having profitable banner campaigns, it is a terrific idea to **negotiate deals directly with site owners** instead of going through the ad marketplace. You see, the marketplace acts as a middleman and takes a cut out of every deal you do. But if you go directly to the source, you can save on costs and get the most out of your ads.

### How to Make a Banner Ad That Generates Profitable Results

Want to know how to make a banner ad that generates profits for your online business? I've been using banners to advertise my business for over 2 years now, and in that time, I've picked up a few tips and tricks to skyrocket my response rates with banners.

Here are the 3 secrets for creating effective banner ads:

## "Lazy Traffic Blueprints!"

---

### **Secret #1: Text Pulls Better Than Graphics**

**Big, bold red text** pulls a lot better than graphics in most occasions. I'm not saying don't include any graphics in your banners, but your text should be the main motivating factor for clicking your ad. Having animated text is even better! Your banner should have a big, bold headline and some supporting text after it.

### **Secret #2: Tap Into Your Most Powerful Benefit**

In your headline, you'll want to emphasize the **most powerful benefit** of your offer. Will it help someone lose 10 pounds? Make \$1000 in 7 days? Help them tame their naughty dog? Whatever it is, you'll want to include your ultimate benefit in your headline to draw your prospects in!

### **Secret #3: Tell Them What To Do**

Have you ever seen a movie where a guy on a date does everything right but doesn't go for the 'close' at the end to ask for the telephone number or for another date? That's what your ad will be like if you don't include a **call-to-action**. You need to call your readers to action and tell them what to do! Tell them to 'Click Here Now' or 'Visit Us Now' and your response rates for your banner ad will soar.

Now you know how to make a banner ad tick!

## **Blueprint #5: 3 Steps To Getting Hordes Of Traffic From Video Marketing!**

There's no denying that video has become the next big online marketing medium.

But most marketers don't know how to fully utilize online video to generate traffic to their website. Here I'm going to show you the exact system to generate thousands of targeted visitors to your website.

### **Step 1 - Sign up for video sites and automated submission tools**

Sign up at the most popular video sites like:

<http://www.youtube.com>

<http://www.metacafe.com>

<http://www.dailymotion.com>

Those sites are the top sites to submit to. The more video sites you submit to, the more exposure and the more traffic you will get to your website.

A secret is to use a website called Tube Mogul and they'll automatically submit your video to dozens of video sites for you.

### **Step 2 - Create your video**

Now it's time to create your short 5-10 minutes video.

You can use a simple movie maker like Windows Movie Maker to create a screen capture video if your niche is related to computers or doing business online. Or you can capture a video on camera and upload it to your computer and then edit it with Windows Movie Maker.

Be sure to add your website link to the title, to the credits at the beginning or/and at the end of your video to capture visitors.

### **Step 3 - Get traffic!**

Now that your video is done, it's time to submit it to video sites. As mentioned above, you can use Tube Mogul or submit your video manually.

In your video description, you can add in another link to your website. On sites like YouTube, your link will appear as a live link to be clicked on and that gets

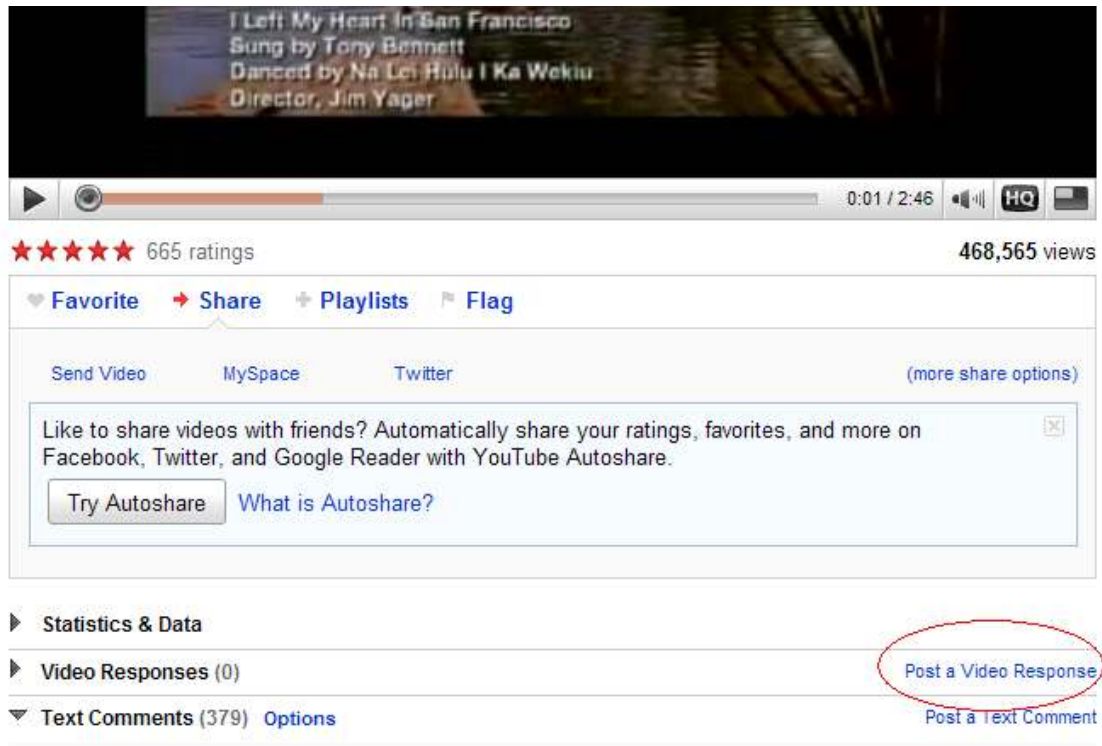
## "Lazy Traffic Blueprints!"

---

more visitors for you. Be sure to add in your add main keyword phrase to your video title and keyword tags.

### Other ways to get traffic to your videos include:

- Posting a YouTube Video Response on a popular video in your niche to redirect the traffic to your video (see below)



The screenshot shows a YouTube video player for the song "I Left My Heart in San Francisco" by Tony Bennett. The video has 665 ratings and 468,565 views. Below the player, there are options to Favorite, Share, Playlists, and Flag. A share menu is open, showing options for Send Video, MySpace, and Twitter, along with a "Try Autoshare" button. At the bottom, there are sections for Statistics & Data, Video Responses (0), and Text Comments (379). A red oval highlights the "Post a Video Response" button in the Video Responses section.

- Submitting them to social bookmarking sites using social bookmarking submitters like <http://www.socialmarker.com>

- Posting them to your blog

- Sending them to your subscribers list

- Posting them on forums

## **Blueprint #6: How To Get 10-20 Hot Leads Every Day From Twitter!**

If you are considering getting on to Twitter to promote your website, then you need a strategy for making Twitter work for you. Keep in mind that Twitter is a social networking website, and as such, direct offers should be used sparingly. The best way to use the site is to be social, interactive and build relationships.

Here is how to get 10-20 hot leads every day from Twitter:

### **Step #1: Spiff Up Your Profile**

Make your profile look neat and attractive. You can hire a designer to create a custom, branded background for you that includes your picture, logo, and website URL. On your profile, you can add a URL that directs to your squeeze page to build your email list.

### **Step #2: Start Following People**

Start following people in your niche market. There are a few ways to do this. You can go to the profiles of gurus or popular figures in your market and start following their followers. A large proportion of them will start following you back, and this will build your followers base. You can go to the search page on Twitter and search for a relevant topic and start following people you find.

### **Step #3: Post Compelling Content**

Post links to useful content regularly, either a few times a week or even a few times a day. If you want to be aggressive, posting a two or three times per day is reasonable. This can either be your own content (your own article or blog post) or it can be content on other websites. Another trend is to post inspirational quotes regularly.

### **Step #4: Social Viral Marketing**

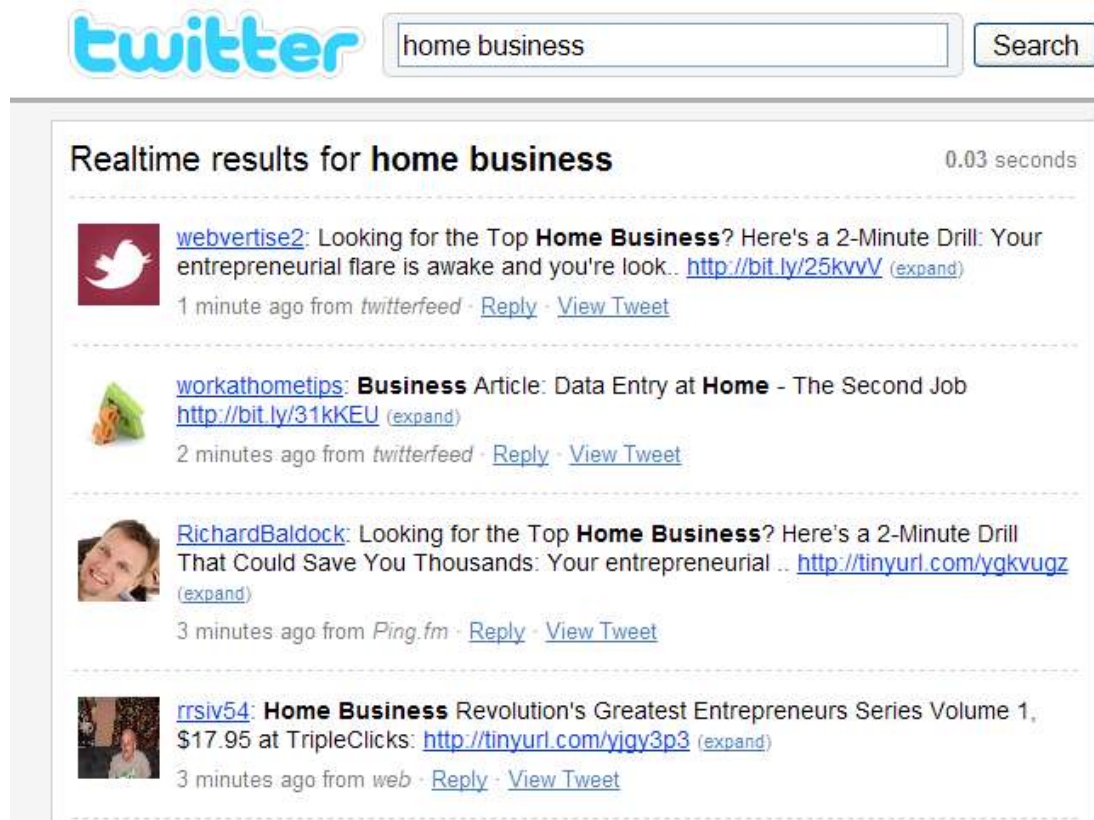
If you want your content to go viral, ask for it! By just posting a simple add-on to your Tweets like 'Please Re-Tweet', more people will re-tweet your posts and this will increase your exposure on Twitter, allowing you to get 10-20 leads per day from Twitter. That is worth an additional few hundred dollars a month at least.

### **How To Get More Twitter Followers**

Getting more Twitter followers can be done by two ways:

## "Lazy Traffic Blueprints!"

1. Going to a popular guru's Twitter page in your niche market and following their followers. Many will follow you back.
2. Use the Twitter Search function at <http://search.twitter.com> to search for keywords and find people who are talking about products, events and interests that are related to your business. Then follow them!



Once you reach 2,000 followers, it will be harder to add more followers. The next step you will have to take here is to start deleting those people you are following who are not following you back. Here is the best site to do this:

<http://hwitter.com/mutuality2/>

Choose the 'Manual' option and follow the instructions.

Don't go overboard and start following thousands of people straight away though. That might be seen as 'follower spam'. Follow a few hundred people per day gradually to consistently grow your list of followers. Then watch the traffic to your site increase!

## **Blueprint #7: Cost Per Action Marketing - List Building On Steroids!**

If you thought CPA (Cost-Per-Action) offers were only restricted to affiliate marketers, then you need to think again! One way to get rich from CPA is to use it to build your own list rather than sending your traffic to other websites. Instead, you can get other marketers to send traffic to your website.

Get the scoop on how to build your own list using cost-per-action marketing:

### **Step #1: Get Your Free Offer Ready**

To start building your list, you will obviously need a free offer to send traffic to. This can be a free report, software, audio tutorial or video tutorial. **The main thing is that it has to be a desirable product with benefits that people will want to give their email address for.**

### **Step #2: Sign Up At A CPA Network**

Start joining CPA networks like Hydra Media and Affiliate.com. These sites are extremely powerful as they give you access to their affiliates, the ones who will be promoting your site!

<http://www.hydranetwork.com>

<http://www.affiliate.com>

<http://www.azoogleads.com>

<http://www.cj.com>

## "Lazy Traffic Blueprints!"

Commission Junction is probably the most popular one:



### Step #3: Get Your Offer Approved

It is usually quite easy to get your offer approved. The idea is to show them that you know what you are doing and you are not a greenhorn in the game. Make sure your site and your offer looks professional, sound professional on the phone, and you should get your offer approved and get hooked up with an account manager who will manage your account.

### Step #4: Test And Track Your Campaign

You will usually be required to start with a budget of a few hundred dollars up to a few thousand dollars on the high-end. Make sure you test and track your campaign, have a solid back-end sales funnel (filled with up-sells, down-sells and the like) so that your campaign turns a profit. If you find that you are at least breaking even and building your list, pause your campaign and refine your offers.

Building your list with CPA marketing is one of the fastest ways to grow a massive list, but there is a price involved, both in monetary terms and in time spent. But once your system is well oiled, so to speak, you will have a solid lead funnel you can count on. This blueprint is definitely something to think about, at least.

## Conclusion

I hope you have gained some useful insight into the advanced tactics I use to generate swarms of free traffic on a daily basis.

These tactics work like crazy for me and they can for YOU too!

The idea is to constantly promote your website until you start seeing 100 visitors per day, 200 visitors, 300 visitors...

**The key to your success is to choose ONE method to start of with and stick with it until you are getting consistent traffic from it.** Then move on to the others to add to your 'marketing mix'.

Remember, always keep your pedal to the metal when it comes to getting traffic!

To Your Online Success!

A handwritten signature in black ink that reads "Fabian Tan". The script is cursive and fluid.

Fabian Tan

## "Lazy Traffic Blueprints!"

---

*Want to discover more rapid-fire profiting strategies?*

**"How To Ethically "Cheat" Your Way To A HIGHLY-TARGETED List of 1,000, 5,000 Or Even 10,000 Subscribers That Will Continue To Make You Money 'Forever'... 100% GUARANTEED!"**



**[Grab Your Insiders Membership For Just \\$10 Now!](#)**